

# Power 550: Black & Latino Venture Capitalists That You Should Know

2024 Diverse VC Report

April 2025




Harlem Capital

# Introduction

This is our 2024 Diverse VC Report, which features 550 Black and Latino US-based VC investors across 406 different funds.



When we first began tracking in 2018, we were only able to feature 200 investors.

Although progress is being made, most funds have an opportunity to improve representation of Black and Latino investors. It is our hope that this report inspires more funds to join our list.



# Key Findings

- 1) Overall number of investors in our report increased by 76% to 550 (up from 312 in our 2022 report)
- 2) 68% of new additions were Latino investors, bringing overall share of Latino investors to 51%
- 3) 64% of the investors in our report are in senior roles, down from nearly 80% in 2022, though Black men continue to make up the largest share of senior investor roles
- 4) Despite progress being made, 11 funds (out of 406) account for 10% of all Black & Latino investors in our report



# How did we do it?

## Methodology

---

- Revisited our last Diverse VC report to account for industry and role changes
- Identified additional investors through web scraping, self-reported diverse VC directories, and HCP's investor network

## Criteria for inclusion

---

- US-based
- Non-investing roles (e.g., platform, advisory) not included
- Scouts, fellows, and venture partners not included

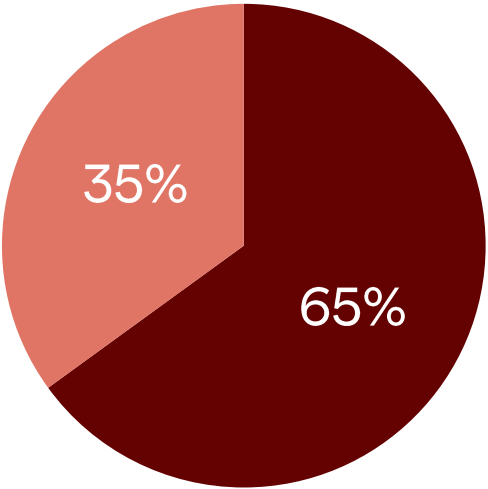
# Our report features 550 US-based Black and Latino VC investors

	Investors	Funds	Cities
2022 Report	312	244	61
2024 Report	550	406	55
<i>Change</i>	<i>+76%</i>	<i>+66%</i>	<i>-10%</i>



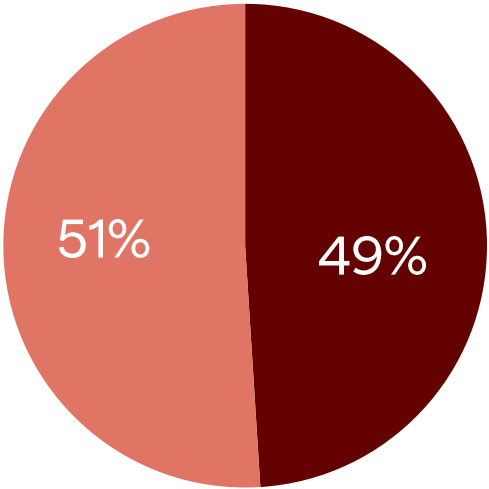
# 51% of the investors in our report are Latino, and 49% are Black

by gender:



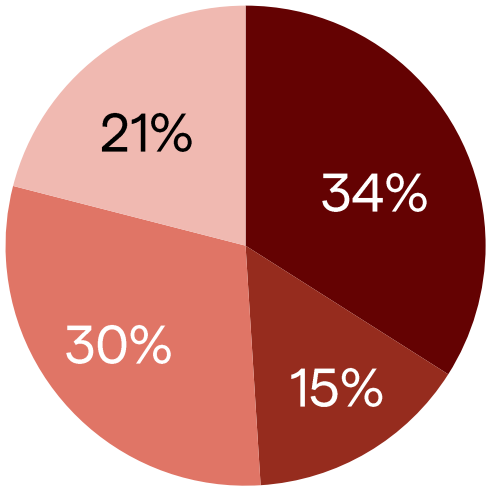
Men Women

by race/ethnicity:



Black Latino

by race/ethnicity & gender:



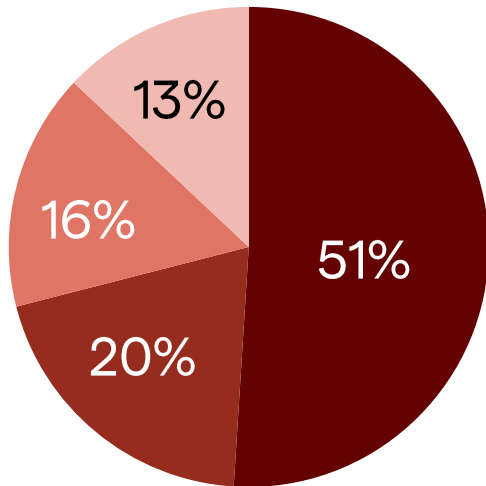
BL Men LT Men  
BL Women LT Women



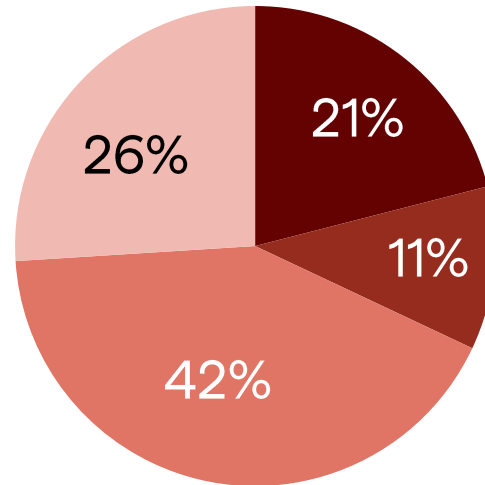
# 68% of new additions to the report were Latino investors

■ BL Men ■ BL Women ■ LT Men ■ LT Women

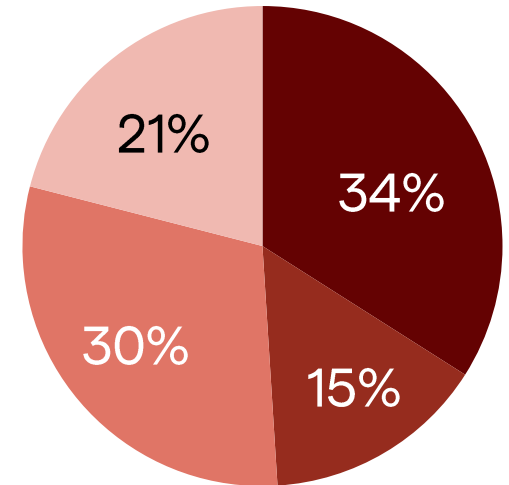
2022 Report



New Additions



2024 Report

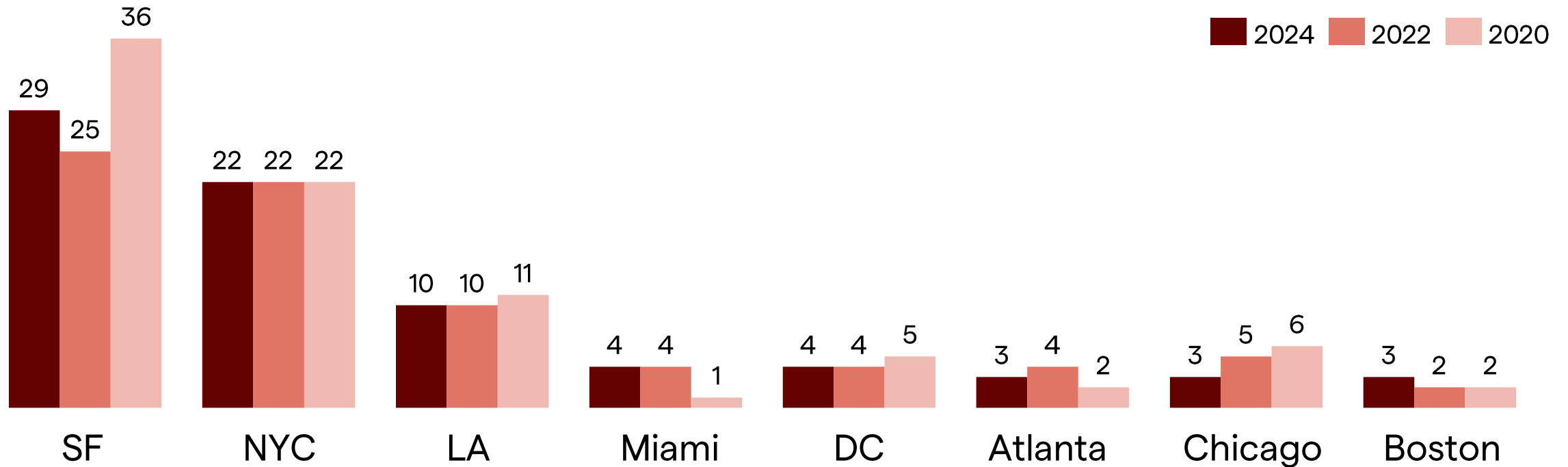


Though gender distribution remained similar, Black investors now represent 49% of our tracker (compared to 71% in our 2022 report)



# Investors continue to be primarily located in SF and NYC

% of investors in each city



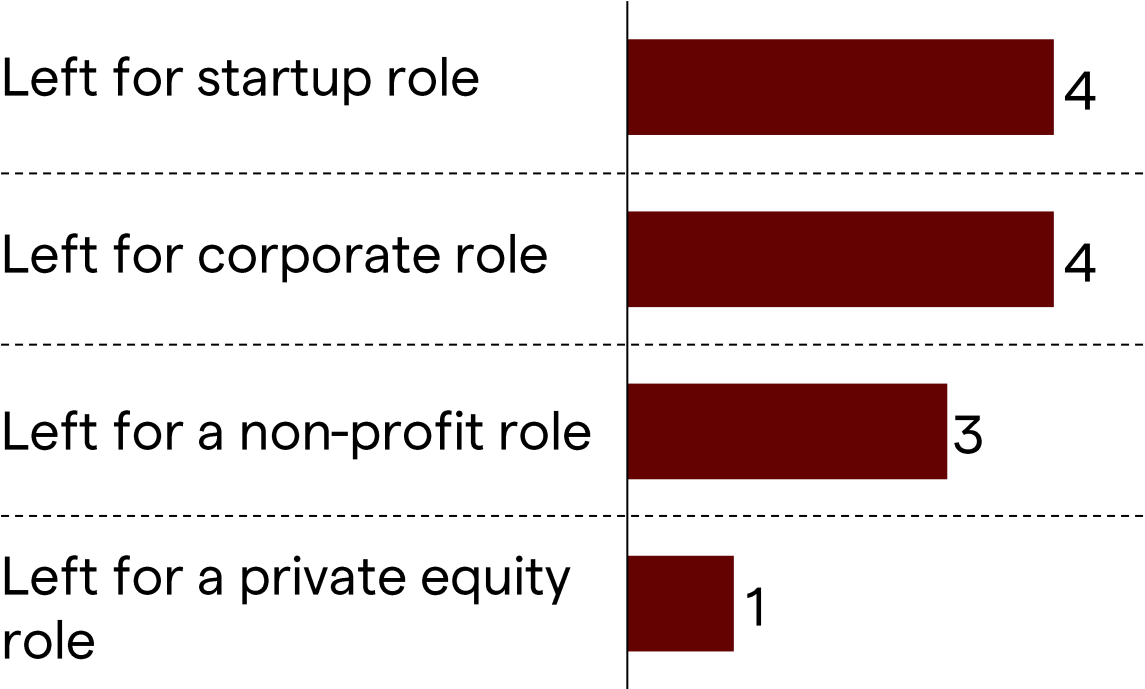
51% of investors were located in SF + NYC (up from 47%); Miami appeared in the top city list for the first time






# Of the 312 investors in our 2022 report, we tracked...

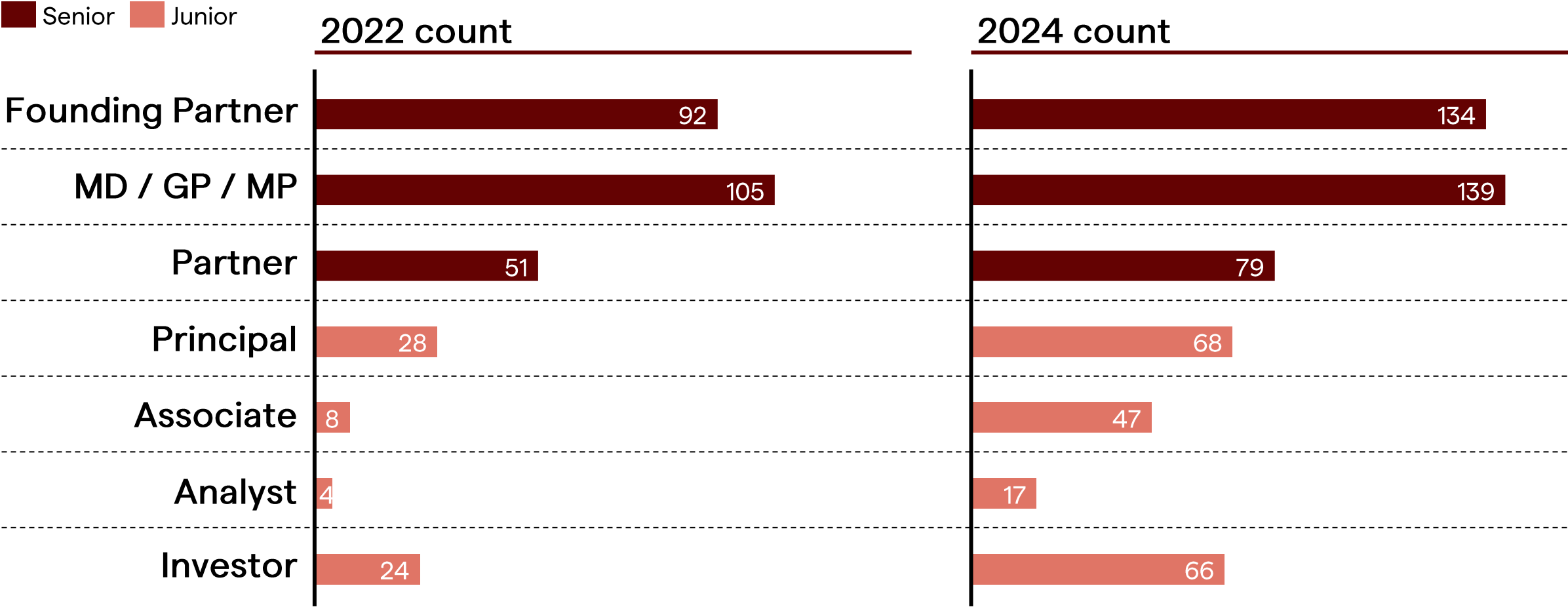
## 12 investors that changed careers



## 15 investors that changed cities



# 64% of the investors in our report are in senior roles

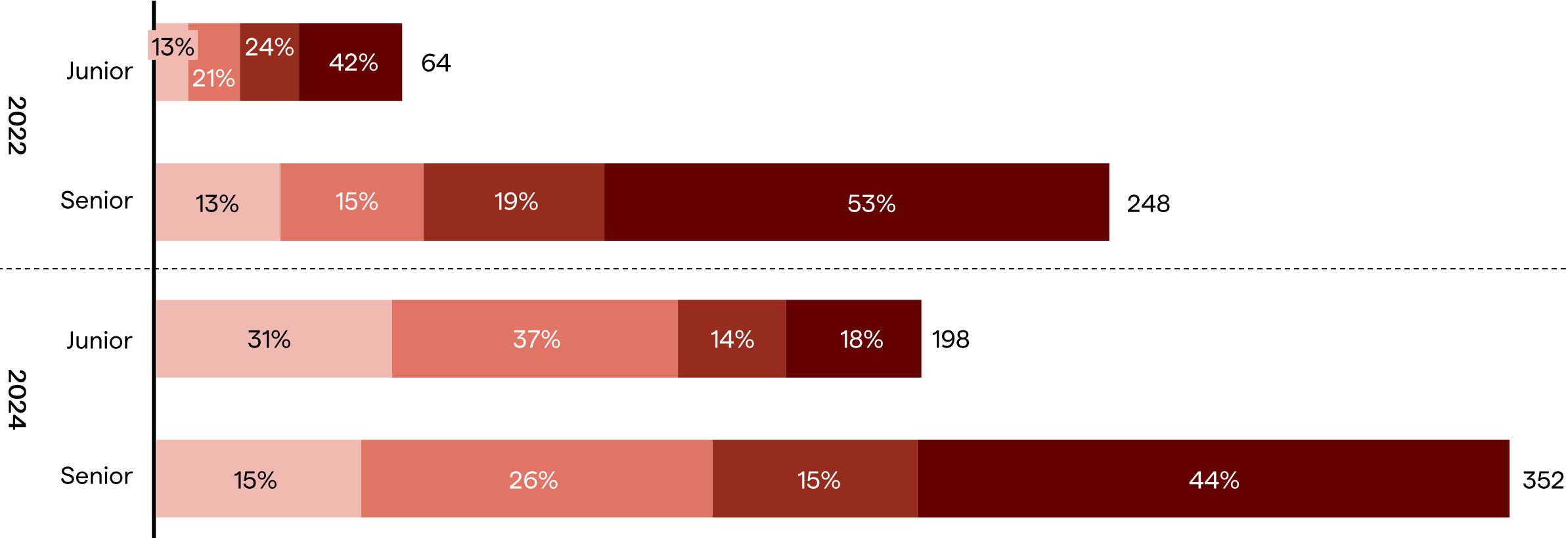


In 2022, senior investors represented nearly 80% of our report

# Black men continue to make up the largest share of decision-makers

## Share of tenure by race/ethnicity & gender

BL Men BL Women LT Men LT Women



# We tracked several key milestones for Black and Latino investors

## 6 new funds emerged since our last report



## HCP alums now account for 20 diverse VCs



# 11 funds account for 10% of all Black & Latino investors in our report

9 investors



6 investors



5 investors



4 investors



Let's change the face  
of entrepreneurship, together.